


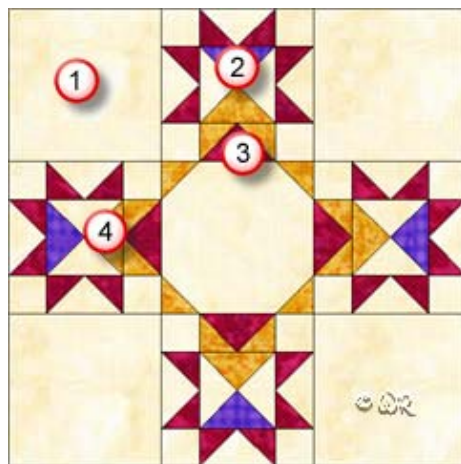
## County Fair



18" finished quilt block

## County Fair

18" finished quilt block



### How-to Notes







Bisect square on one diagonal



Bisect square on both diagonals

\*All seam allowances are 1/4" unless noted otherwise

<b>1</b>		<p><b>Background fabric 1</b></p> <p>Cut 5 squares 6 1/2"</p> <p>Cut 16 squares 2"</p> <p>Cut 5 squares 4 1/4" and bisect on both diagonals</p>
<b>2</b>		<p><b>Fabric 2</b></p> <p>Cut 1 square 4 1/4" and bisect on both diagonals</p>
<b>3</b>		<p><b>Fabric 3</b></p> <p>Cut 12 squares 2 3/8" and bisect on one diagonal</p> <p>Cut 1 square 4 1/4" and bisect on both diagonals</p>
<b>4</b>		<p><b>Fabric 4</b></p> <p>Cut 4 squares 2"</p> <p>Cut 4 squares 2 3/8" and bisect on one diagonal</p> <p>Cut 1 square 4 1/4" and bisect on both diagonals</p>

# Patchwork Square

Free Quilt Block Pattern

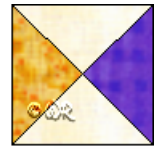
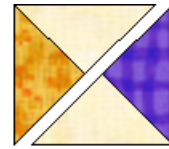
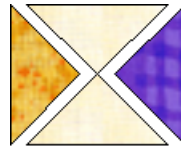
## County Fair




Make 12



Make 4

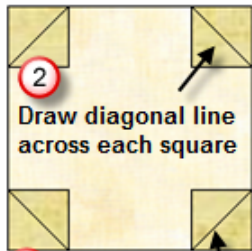


Make 4

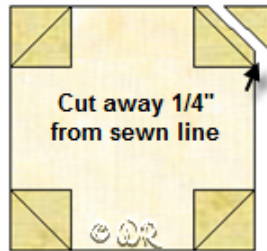


Make 4

1 Fabrics right sides together



2 Draw diagonal line across each square



Cut away 1/4" from sewn line



Flip corner back and press



Finished unit

3 Sew on each diagonal line

Make 1

