


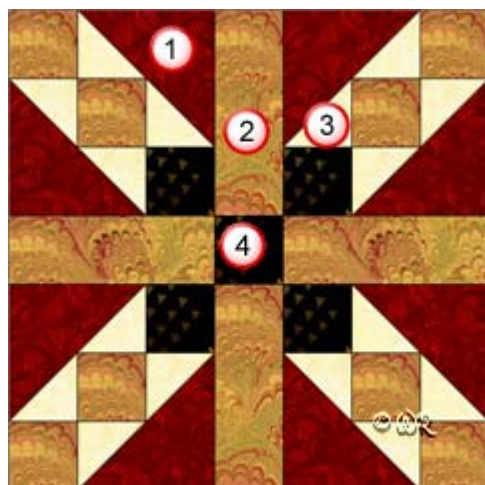
## Country Crossroads



14" finished quilt block

7" finished quilt block

Fabric Placement



## Country Crossroads

14" finished quilt block

### How-to Notes



Bisect square on one diagonal



Bisect square on both diagonals

\*All seam allowances are  $\frac{1}{4}$ " unless noted otherwise


1



#### Fabric 1

Cut 4 squares  $4\frac{7}{8}$ " and bisect on one diagonal

2



#### Fabric 2

Cut 8 squares  $2\frac{1}{2}$ "  
Cut 4 rectangles  $2\frac{1}{2}$ " x  $6\frac{1}{2}$ "

3



#### Fabric 3

Cut 8 squares  $2\frac{7}{8}$ " and bisect on one diagonal

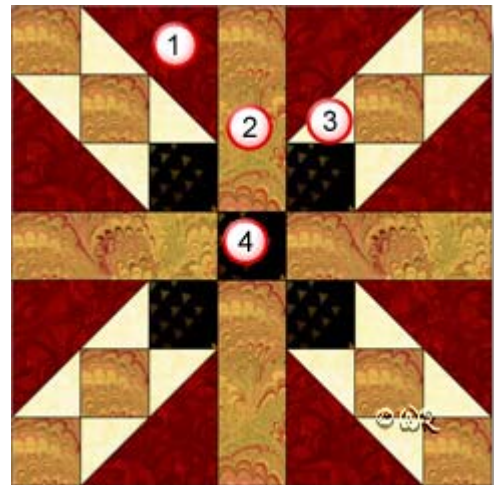
4



#### Fabric 4

Cut 5 squares  $2\frac{1}{2}$ "

Fabric Placement



## Country Crossroads

7" finished quilt block

### How-to Notes



Bisect square on one diagonal



Bisect square on both diagonals

\*All seam allowances are  $\frac{1}{4}$ " unless noted otherwise

1



#### Fabric 1

Cut 4 squares  $2\frac{7}{8}$ " and bisect on one diagonal

2



#### Fabric 2

Cut 8 squares  $1\frac{1}{2}$ "  
Cut 4 rectangles  $1\frac{1}{2}$ " x  $3\frac{1}{2}$ "


3



#### Fabric 3

Cut 8 squares  $1\frac{7}{8}$ " and bisect on one diagonal

4

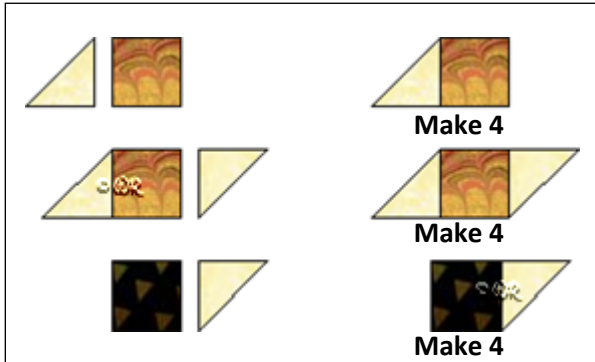


#### Fabric 4

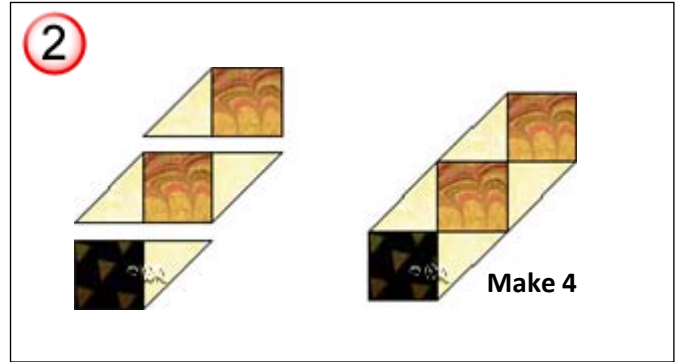
Cut 5 squares  $1\frac{1}{2}$ "

## Country Crossroads

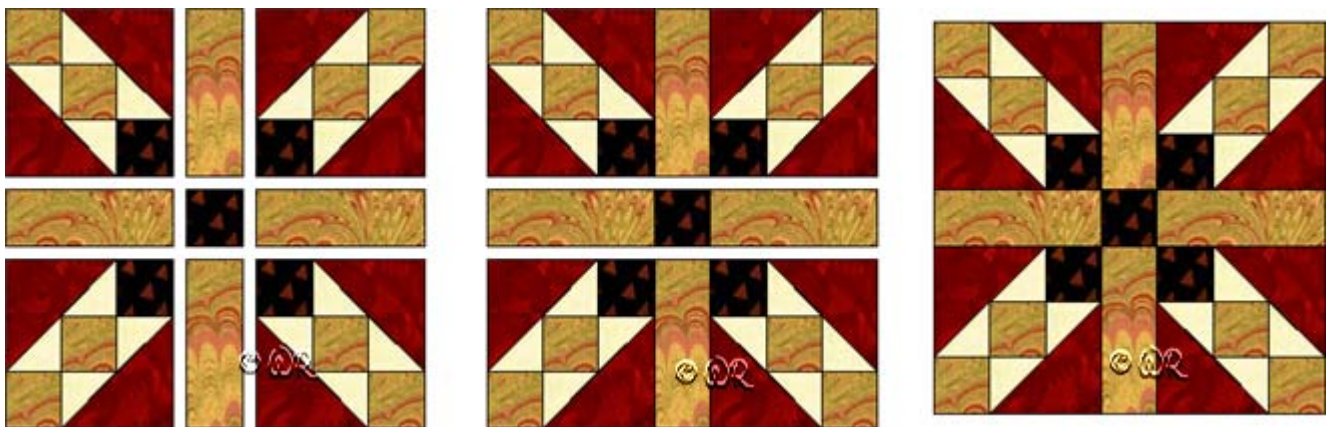
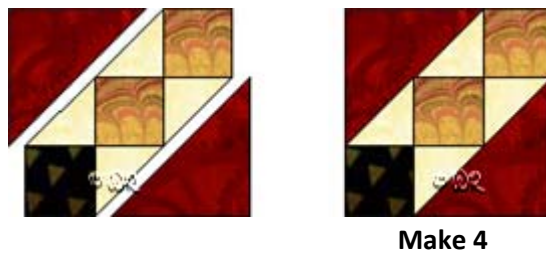
1



2



3



# Country Crossroads

## Sample Quilt Layouts

