


Connemara

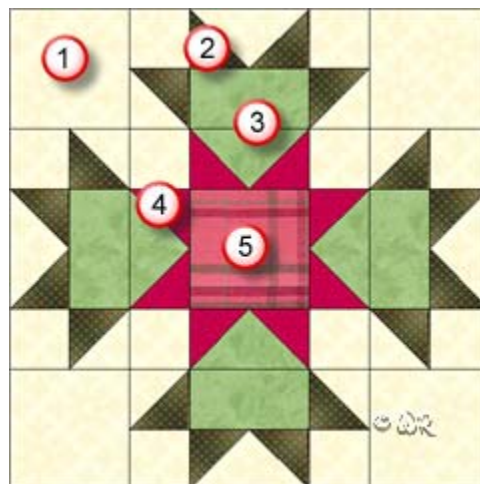


16" finished quilt block

12" finished quilt block

8" finished quilt block

Fabric Placement



Connemara

16" finished quilt block

How-to Notes



Bisect square on one diagonal



Bisect square on both diagonals

*All seam allowances are 1/4" unless noted otherwise

1



Background fabric 1


Cut 12 squares 2 1/2"

Cut 4 squares 4 1/2"

Cut 4 squares 2 7/8" and bisect on one diagonal

Cut 1 square 5 1/4" and bisect on both diagonals

2



Fabric 2

Cut 8 squares 2 7/8" and bisect on one diagonal

3



Fabric 3

Cut 4 rectangles 2 1/2" x 4 1/2"

Cut 1 square 5 1/4" and bisect on both diagonals

4



Fabric 4

Cut 4 squares 2 7/8" and bisect on one diagonal

5



Fabric 5

Cut 1 square 4 1/2"

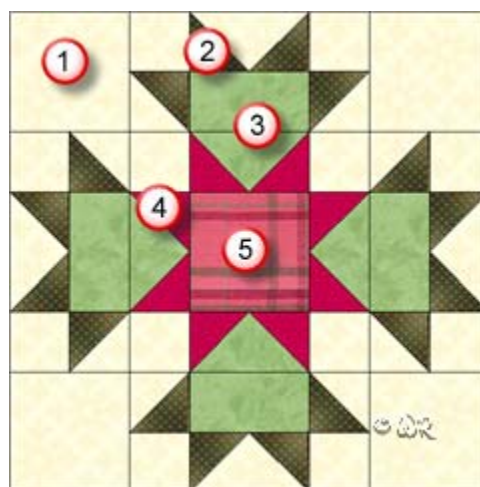
Patchwork Square

Free Quilt Block Pattern

Connemara

12" finished quilt block

Fabric Placement



How-to Notes



Bisect square on one diagonal



Bisect square on both diagonals

*All seam allowances are 1/4" unless noted otherwise

1



Background fabric 1


Cut 12 squares 2"

Cut 4 squares 3 1/2"

Cut 4 squares 2 3/8" and bisect on one diagonal

Cut 1 square 4 1/4" and bisect on both diagonals

2



Fabric 2

Cut 8 squares 2 3/8" and bisect on one diagonal

3



Fabric 3

Cut 4 rectangles 2" x 3 1/2"

Cut 1 square 4 1/4" and bisect on both diagonals

4



Fabric 4

Cut 4 squares 2 3/8" and bisect on one diagonal

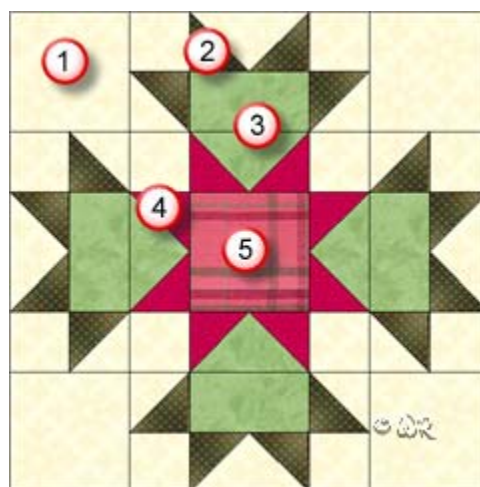
5



Fabric 5

Cut 1 square 3 1/2"

Fabric Placement



Connemara

8" finished quilt block

How-to Notes



Bisect square on one diagonal



Bisect square on both diagonals

*All seam allowances are 1/4" unless noted otherwise

1



Background fabric 1


Cut 12 squares 1 1/2"

Cut 4 squares 2 1/2"

Cut 4 squares 1 7/8" and bisect on one diagonal

Cut 1 square 3 1/4" and bisect on both diagonals

2



Fabric 2

Cut 8 squares 1 7/8" and bisect on one diagonal

3



Fabric 3

Cut 4 rectangles 1 1/2" x 2 1/2"

Cut 1 square 3 1/4" and bisect on both diagonals

4



Fabric 4

Cut 4 squares 1 7/8" and bisect on one diagonal

5



Fabric 5

Cut 1 square 2 1/2"

Patchwork Square

Free Quilt Block Pattern

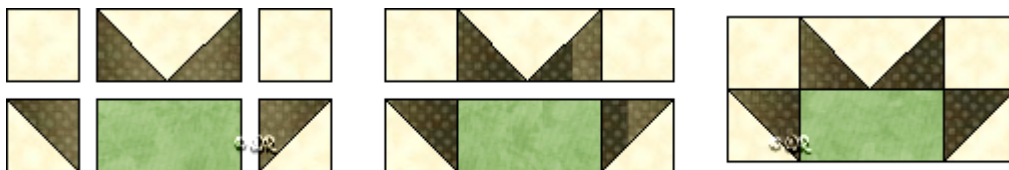
Connemara




Make 8




Make 4 of each colour set



Make 4



Make 1



Connemara

Sample Quilt Layouts

