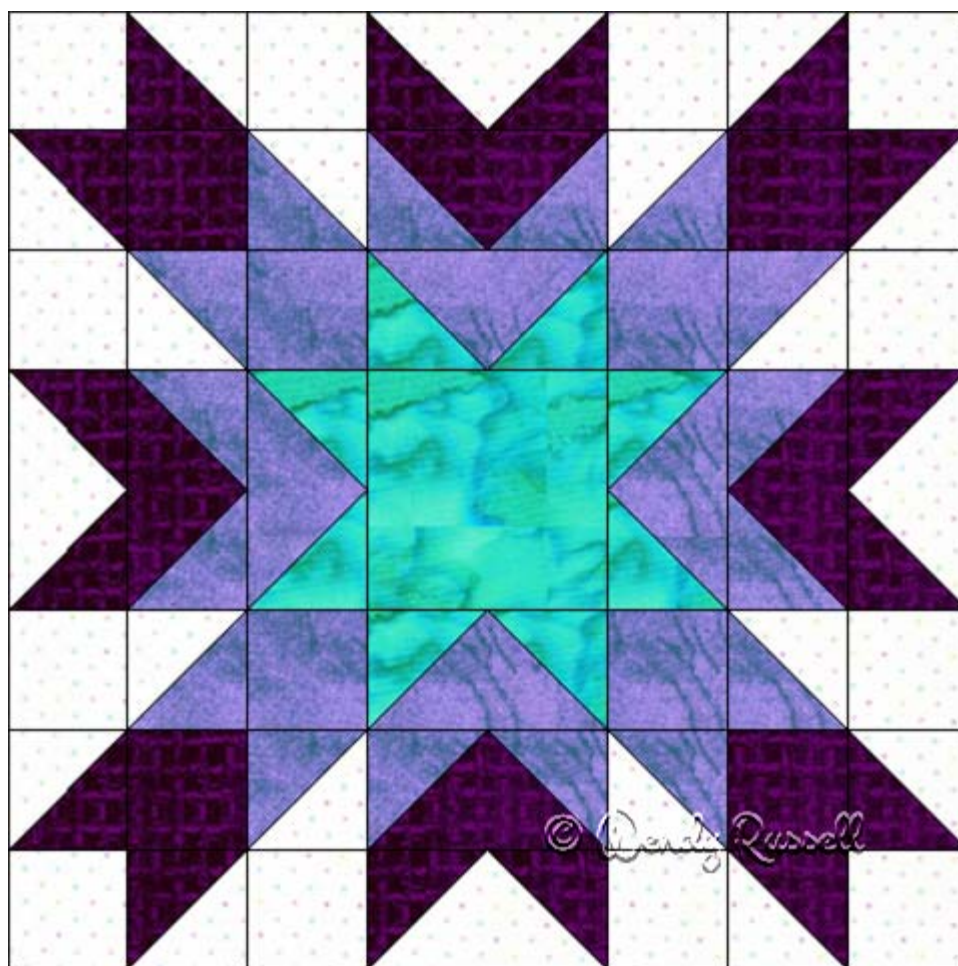


Christmas Star Anew



16" finished quilt block

12" finished quilt block

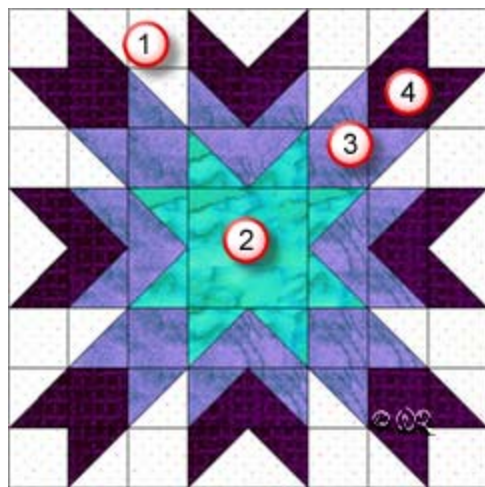
Patchwork Square

Free Quilt Block Pattern

Christmas Star Anew

16" finished quilt block

Fabric Placement



How-to Notes



Bisect square on one diagonal



Bisect square on both diagonals

*All seam allowances are $\frac{1}{4}$ " and included in cutting measurements unless noted otherwise

1



Fabric 1

Cut 12 squares $2\frac{1}{2}$ "
Cut 8 squares $2\frac{7}{8}$ " and bisect on one diagonal
Cut 1 square $5\frac{1}{4}$ " and bisect on both diagonals

2



Fabric 2

Cut 1 square $4\frac{1}{2}$ "
Cut 4 squares $2\frac{7}{8}$ " and bisect on one diagonal

3



Fabric 3

Cut 4 squares $2\frac{1}{2}$ "
Cut 8 squares $2\frac{7}{8}$ " band bisect on one diagonal
Cut 1 square $5\frac{1}{4}$ " and bisect on both diagonals

4



Fabric 4

Cut 4 squares $2\frac{1}{2}$ "
Cut 8 squares $2\frac{7}{8}$ " band bisect on one diagonal
Cut 1 square $5\frac{1}{4}$ " and bisect on both diagonals

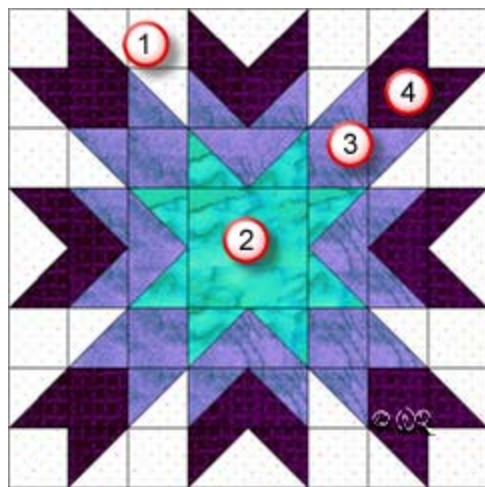
Patchwork Square

Free Quilt Block Pattern

Christmas Star Anew

12" finished quilt block

Fabric Placement



How-to Notes



Bisect square on one diagonal



Bisect square on both diagonals

*All seam allowances are $\frac{1}{4}$ " and included in cutting measurements unless noted otherwise

1



Fabric 1

Cut 12 squares 2"
Cut 8 squares $2\frac{3}{8}$ " and bisect on one diagonal
Cut 1 square $4\frac{1}{4}$ " and bisect on both diagonals

2



Fabric 2

Cut 1 square $3\frac{1}{2}$ "
Cut 4 squares $2\frac{3}{8}$ " and bisect on one diagonal

3



Fabric 3

Cut 4 squares 2"
Cut 8 squares $2\frac{3}{8}$ " band bisect on one diagonal
Cut 1 square $4\frac{1}{4}$ " and bisect on both diagonals

4




Fabric 4

Cut 4 squares 2"
Cut 8 squares $2\frac{3}{8}$ " band bisect on one diagonal
Cut 1 square $4\frac{1}{4}$ " and bisect on both diagonals

Patchwork Square

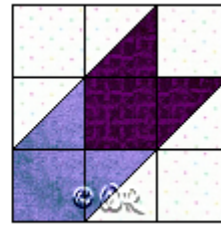
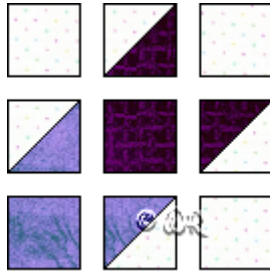
Free Quilt Block Pattern

Christmas Star Anew



Make 8 of each combination



2



Make 4

3

Method



Make 4 of each combination



Make 4

