


Christmas Basket

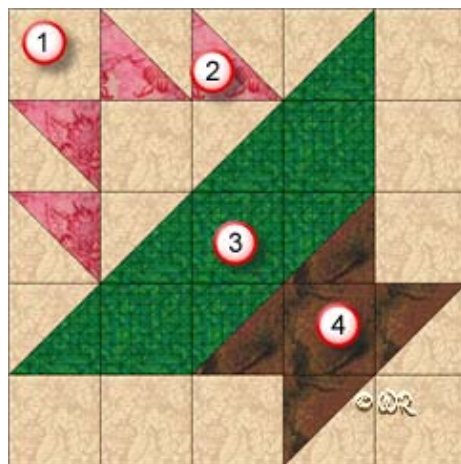


- 10" finished quilt block
- 7 ½" finished quilt block
- 5" finished quilt block

Christmas Basket

10" finished quilt block

Fabric Placement



How-to Notes



Bisect square on one diagonal



Bisect square on both diagonals

*All seam allowances are $\frac{1}{4}$ " unless noted otherwise

1



Background fabric 1

Cut 9 squares $2\frac{1}{2}$ "

Cut 5 squares $2\frac{7}{8}$ " and bisect on one diagonal

2



Fabric 2

Cut 2 squares $2\frac{7}{8}$ " and bisect on one diagonal

3



Fabric 3

Cut 3 squares $2\frac{1}{2}$ "

Cut 3 squares $2\frac{7}{8}$ " and bisect on one diagonal

4



Fabric 4

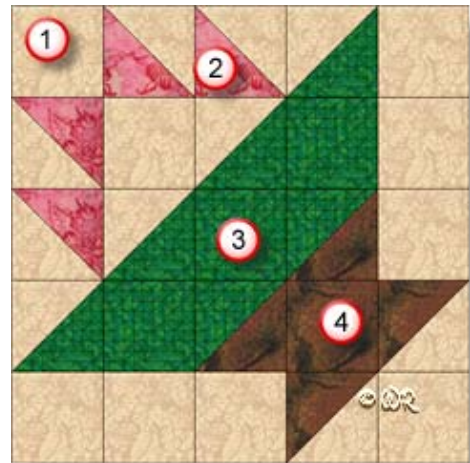
Cut 1 square $2\frac{1}{2}$ "

Cut 2 squares $2\frac{7}{8}$ " and bisect on one diagonal

Christmas Basket

7 1/2" finished quilt block

Fabric Placement



How-to Notes



Bisect square on one diagonal



Bisect square on both diagonals

*All seam allowances are 1/4" unless noted otherwise

1



Background fabric 1

Cut 9 squares 2"

Cut 5 squares 2 3/8" and bisect on one diagonal

2



Fabric 2

Cut 2 squares 2 3/8" and bisect on one diagonal

3




Fabric 3

Cut 3 squares 2"

Cut 3 squares 2 3/8" and bisect on one diagonal

4



Fabric 4

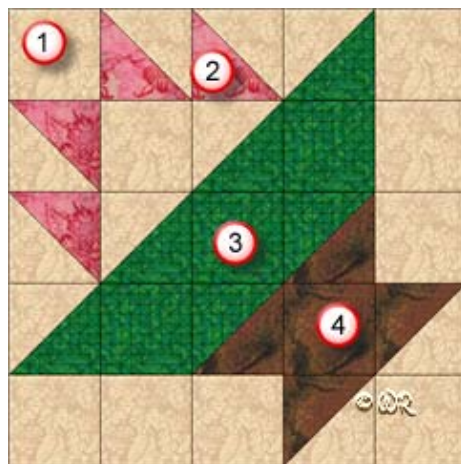
Cut 1 square 2"

Cut 2 squares 2 3/8" and bisect on one diagonal

Christmas Basket

5" finished quilt block

Fabric Placement



How-to Notes



Bisect square on one diagonal



Bisect square on both diagonals

*All seam allowances are $\frac{1}{4}$ " unless noted otherwise

1



Background fabric 1

Cut 9 squares $1\frac{1}{2}$ "

Cut 5 squares $1\frac{7}{8}$ " and bisect on one diagonal

2



Fabric 2

Cut 2 squares $1\frac{7}{8}$ " and bisect on one diagonal

3




Fabric 3

Cut 3 squares $1\frac{1}{2}$ "

Cut 3 squares $1\frac{7}{8}$ " and bisect on one diagonal

4



Fabric 4

Cut 1 square $1\frac{1}{2}$ "

Cut 2 squares $1\frac{7}{8}$ " and bisect on one diagonal

Christmas Basket

