


# Patchwork Square

Free Quilt Block Pattern

## China Doll



15" finished quilt block

10" finished quilt block

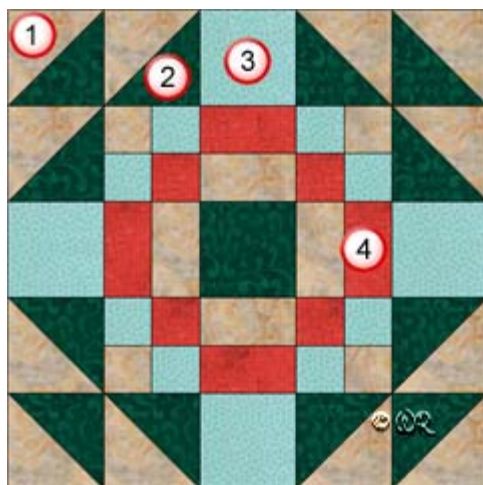
# Patchwork Square

Free Quilt Block Pattern

## China Doll

15" finished quilt block

Fabric Placement



### How-to Notes




Bisect square on one diagonal



Bisect square on both diagonals

\*All seam allowances are 1/4" and included in cutting measurements unless noted otherwise

1



#### Fabric 1

Cut 4 squares 2"  
Cut 4 rectangles 2" x 3 1/2"  
Cut 6 squares 3 7/8" and bisect on one diagonal

2



#### Fabric 2

Cut 1 square 3 1/2"  
Cut 6 squares 3 7/8" and bisect on one diagonal


3



#### Fabric 3

Cut 8 squares 2"  
Cut 4 squares 3 1/2"

4



#### Fabric 4

Cut 4 squares 2"  
Cut 4 rectangles 2" x 3 1/2"


# Patchwork Square

Free Quilt Block Pattern

## China Doll

10" finished quilt block

Fabric Placement



### How-to Notes



Bisect square on one diagonal



Bisect square on both diagonals

\*All seam allowances are  $\frac{1}{4}$ " and included in cutting measurements unless noted otherwise

1



#### Fabric 1

Cut 4 squares  $1\frac{1}{2}$ "  
Cut 4 rectangles  $1\frac{1}{2}$ " x  $2\frac{1}{2}$ "  
Cut 6 squares  $2\frac{7}{8}$ " and bisect on one diagonal

2



#### Fabric 2

Cut 1 square  $2\frac{1}{2}$ "  
Cut 6 squares  $2\frac{7}{8}$ " and bisect on one diagonal

3



#### Fabric 3

Cut 8 squares  $1\frac{1}{2}$ "  
Cut 4 squares  $2\frac{1}{2}$ "

4



#### Fabric 4

Cut 4 squares  $1\frac{1}{2}$ "  
Cut 4 rectangles  $1\frac{1}{2}$ " x  $2\frac{1}{2}$ "



# Patchwork Square

Free Quilt Block Pattern

## China Doll





Make 12



Make 4



Make 4



Make 4

