


Checkmate



12" finished quilt block
8" finished quilt block

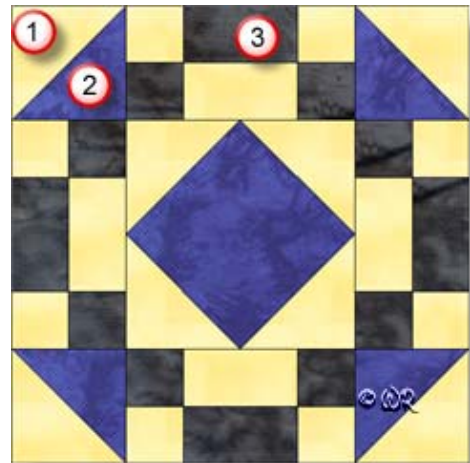
Patchwork Square

Free Quilt Block Pattern

Checkmate

12" finished quilt block

Fabric Placement



How-to Notes



Bisect square on one diagonal



Bisect square on both diagonals

*All seam allowances are 1/4" unless noted otherwise

1



Background fabric 1

Cut 8 squares 2"

Cut 4 rectangles 2" x 3 1/2"

Cut 4 squares 3 7/8" and bisect on one diagonal

2



Fabric 2

Cut 2 squares 3 7/8" and bisect on one diagonal

Cut centre square 4 3/4"

3



Fabric 3

Cut 8 squares 2"

Cut 4 rectangles 2" x 3 1/2"

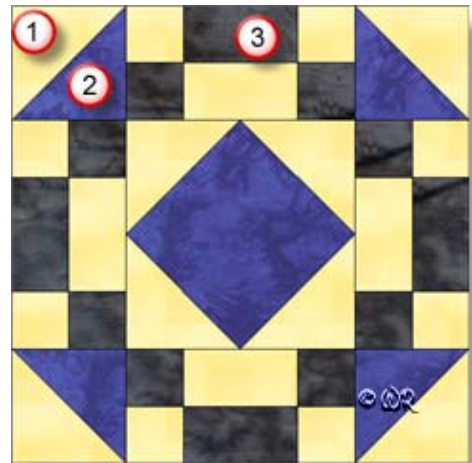
Patchwork Square

Free Quilt Block Pattern

Checkmate

8" finished quilt block

Fabric Placement



How-to Notes



Bisect square on one diagonal



Bisect square on both diagonals

*All seam allowances are $\frac{1}{4}$ " unless noted otherwise

1



Background fabric 1

Cut 8 squares $1\frac{1}{2}$ "

Cut 4 rectangles $1\frac{1}{2}$ " x $2\frac{1}{2}$ "

Cut 4 squares $2\frac{7}{8}$ " and bisect on one diagonal

2



Fabric 2

Cut 2 squares $2\frac{7}{8}$ " and bisect on one diagonal

Cut centre square $3\frac{3}{8}$ "

3



Fabric 3


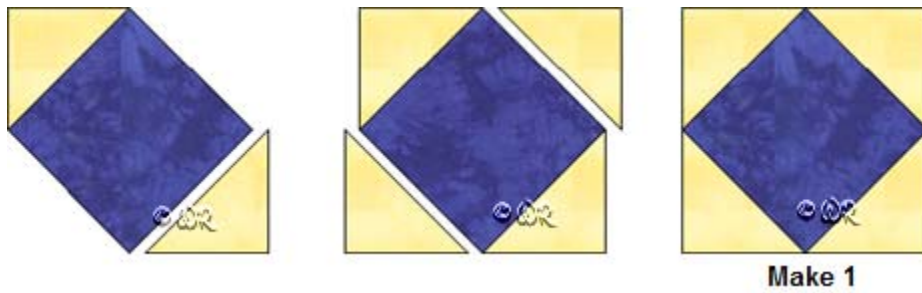

Cut 8 squares $1\frac{1}{2}$ "

Cut 4 rectangles $1\frac{1}{2}$ " x $2\frac{1}{2}$ "

Patchwork Square

Free Quilt Block Pattern

Checkmate



Checkmate

Sample Quilt Layouts

