


# Patchwork Square

Free Quilt Block Pattern

## Centennial



12" finished quilt block

8" finished quilt block

6" finished quilt block


# Patchwork Square

Free Quilt Block Pattern

## Centennial

12" finished quilt block

Fabric Placement



### How-to Notes




Bisect square on one diagonal



Bisect square on both diagonals

\*All seam allowances are  $\frac{1}{4}$ " and included in cutting measurements unless noted otherwise

**1**



#### Fabric 1

Cut 4 squares  $3\frac{1}{2}$ "

Cut 1 square  $7\frac{1}{4}$ " and bisect on both diagonals

**2**



#### Fabric 2

Cut 2 squares  $4\frac{1}{4}$ " and bisect on both diagonals

**3**



#### Fabric 3

Cut 1 square  $6\frac{1}{2}$ "

Cut 2 squares  $4\frac{1}{4}$ " and bisect on both diagonals


# Patchwork Square

Free Quilt Block Pattern

## Centennial

8" finished quilt block

Fabric Placement



### How-to Notes



Bisect square on one diagonal



Bisect square on both diagonals

\*All seam allowances are  $\frac{1}{4}$ " and included in cutting measurements unless noted otherwise

1




#### Fabric 1

Cut 4 squares  $2\frac{1}{2}$ "

Cut 1 square  $5\frac{1}{4}$ " and bisect on both diagonals

2



#### Fabric 2

Cut 2 squares  $3\frac{1}{4}$ " and bisect on both diagonals

3



#### Fabric 3

Cut 1 square  $4\frac{1}{2}$ "

Cut 2 squares  $3\frac{1}{4}$ " and bisect on both diagonals


# Patchwork Square

Free Quilt Block Pattern

## Centennial

6" finished quilt block

Fabric Placement



### How-to Notes



Bisect square on one diagonal



Bisect square on both diagonals

\*All seam allowances are  $\frac{1}{4}$ " and included in cutting measurements unless noted otherwise

**1**



#### Fabric 1

Cut 4 squares 2"

Cut 1 square  $4\frac{1}{4}$ " and bisect on both diagonals

**2**



#### Fabric 2

Cut 2 squares  $2\frac{3}{4}$ " and bisect on both diagonals

**3**



#### Fabric 3

Cut 1 square  $3\frac{1}{2}$ "

Cut 2 squares  $2\frac{3}{4}$ " and bisect on both diagonals



# Patchwork Square


Free Quilt Block Pattern

## Centennial

1




2



Make 4 of each unit, noting colour placement

3



Make 4

