

# Patchwork Square

Free Quilt Block Pattern

## Catch As You Can



12" finished quilt block

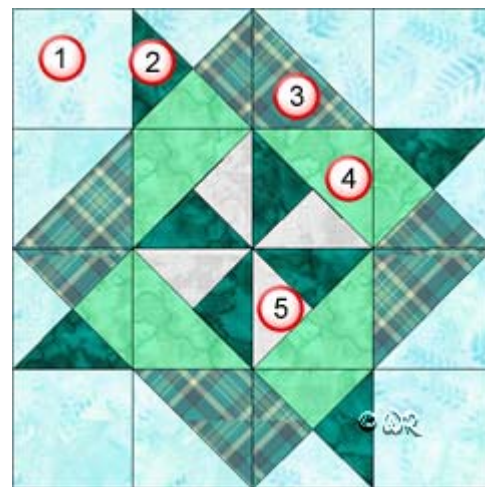
8" finished quilt block

6" finished quilt block

# Patchwork Square

Free Quilt Block Pattern

Fabric Placement



## Catch As You Can

12" finished quilt block

### How-to Notes



Bisect square on one diagonal



Bisect square on both diagonals

\*All seam allowances are 1/4" and included in cutting measurements unless noted otherwise

1



#### Fabric 1

Cut 4 squares 3 1/2"  
Cut 2 squares 3 7/8" and bisect on one diagonal  
Cut 1 square 4 1/4" and bisect on both diagonals

2



#### Fabric 2

Cut 2 squares 4 1/4" and bisect on both diagonals

3



#### Fabric 3

Cut 2 squares 3 7/8" and bisect on one diagonal  
Cut 1 square 4 1/4" and bisect on both diagonals

4



#### Fabric 4

Cut 2 squares 3 7/8" and bisect on one diagonal  
Cut 1 square 4 1/4" and bisect on both diagonals

5



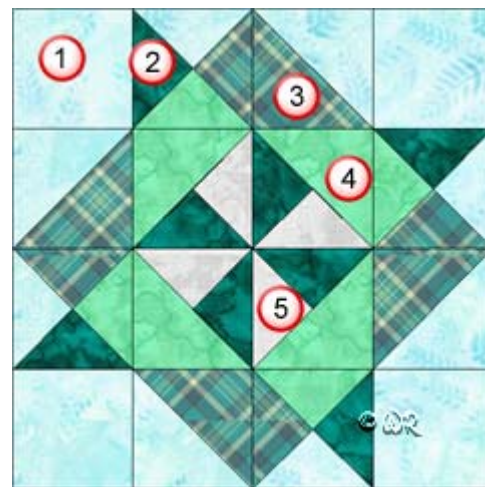
#### Fabric 5

Cut 1 square 4 1/4" and bisect on both diagonals

# Patchwork Square

Free Quilt Block Pattern

Fabric Placement



## Catch As You Can

8" finished quilt block

### How-to Notes



Bisect square on one diagonal



Bisect square on both diagonals

\*All seam allowances are  $\frac{1}{4}$ " and included in cutting measurements unless noted otherwise

1



#### Fabric 1

Cut 4 squares  $2\frac{1}{2}$ "  
Cut 2 squares  $2\frac{7}{8}$ " and bisect on one diagonal  
Cut 1 square  $3\frac{1}{4}$ " and bisect on both diagonals

2



#### Fabric 2

Cut 2 squares  $3\frac{1}{4}$ " and bisect on both diagonals

3



#### Fabric 3

Cut 2 squares  $2\frac{7}{8}$ " and bisect on one diagonal  
Cut 1 square  $3\frac{1}{4}$ " and bisect on both diagonals

4



#### Fabric 4

Cut 2 squares  $2\frac{7}{8}$ " and bisect on one diagonal  
Cut 1 square  $3\frac{1}{4}$ " and bisect on both diagonals

5



#### Fabric 5

Cut 1 square  $3\frac{1}{4}$ " and bisect on both diagonals

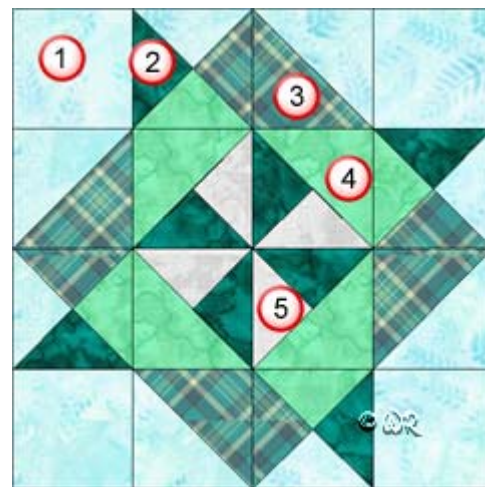
# Patchwork Square

Free Quilt Block Pattern

## Catch As You Can

6" finished quilt block

Fabric Placement



### How-to Notes



Bisect square on one diagonal



Bisect square on both diagonals

\*All seam allowances are  $\frac{1}{4}$ " and included in cutting measurements unless noted otherwise

1



#### Fabric 1

Cut 4 squares 2"  
Cut 2 squares  $2\frac{3}{8}$ " and bisect on one diagonal  
Cut 1 square  $2\frac{3}{4}$ " and bisect on both diagonals

2



#### Fabric 2

Cut 2 squares  $2\frac{3}{4}$ " and bisect on both diagonals

3



#### Fabric 3

Cut 2 squares  $2\frac{3}{8}$ " and bisect on one diagonal  
Cut 1 square  $2\frac{3}{4}$ " and bisect on both diagonals

4



#### Fabric 4

Cut 2 squares  $2\frac{3}{8}$ " and bisect on one diagonal  
Cut 1 square  $2\frac{3}{4}$ " and bisect on both diagonals

5



#### Fabric 5

Cut 1 square  $2\frac{3}{4}$ " and bisect on both diagonals

# Patchwork Square

Free Quilt Block Pattern


## Catch As You Can

1




Make 4

2



Make 4

3



Make 4

4



Make 4

