

Casino Royale




12" finished quilt block

9" finished quilt block

Casino Royale

12" finished quilt block

Fabric Placement



How-to Notes



Bisect square on one diagonal



Bisect square on both diagonals

*All seam allowances are $\frac{1}{4}$ " unless noted otherwise

1



Fabric 1

Cut 8 squares $2\frac{1}{2}$ "

Cut 10 squares $2\frac{7}{8}$ " and bisect on one diagonal

2




Fabric 2

Cut 8 squares $2\frac{1}{2}$ "

Cut 4 squares $2\frac{7}{8}$ " and bisect on one diagonal

Cut centre square $3\frac{3}{8}$ "

3




Fabric 3

Cut 4 squares $2\frac{7}{8}$ " and bisect on one diagonal

Casino Royale

9" finished quilt block

Fabric Placement



How-to Notes



Bisect square on one diagonal



Bisect square on both diagonals

*All seam allowances are 1/4" unless noted otherwise

1



Fabric 1

Cut 8 squares 2"

Cut 10 squares 2 3/8" and bisect on one diagonal

2



Fabric 2

Cut 8 squares 2"

Cut 4 squares 2 3/8" and bisect on one diagonal

Cut centre square 2 5/8"



3



Fabric 3

Cut 4 squares 2 3/8" and bisect on one diagonal

Casino Royale



Casino Royale

Sample Quilt Layouts

