


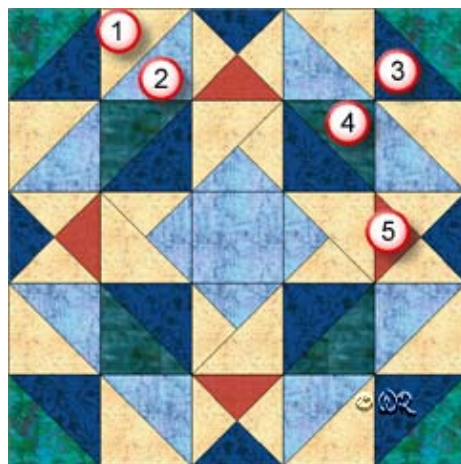
Cape Cod



15" finished quilt block

10" finished quilt block

Fabric Placement



Cape Cod

15" finished quilt block

How-to Notes





Bisect square on one diagonal

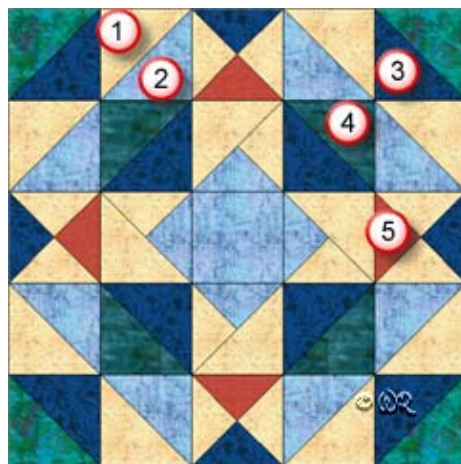


Bisect square on both diagonals

*All seam allowances are 1/4" unless noted otherwise

1		<p>Fabric 1</p> <p>Cut 6 squares 3 7/8" and bisect on one diagonal Cut 3 squares 4 1/4" and bisect on both diagonals</p>
2		<p>Fabric 2</p> <p>Cut 1 square 3 1/2" Cut 4 squares 3 7/8" and bisect on one diagonal Cut 1 square 4 1/4" and bisect on both diagonals</p>
3		<p>Fabric 3</p> <p>Cut 4 squares 3 7/8" and bisect on one diagonal Cut 1 square 4 1/4" and bisect on both diagonals</p>
4		<p>Fabric 4</p> <p>Cut 4 squares 3 7/8" and bisect on one diagonal</p>
5		<p>Fabric 5</p> <p>Cut 1 square 4 1/4" and bisect on both diagonals</p>

Fabric Placement



Cape Cod

10" finished quilt block

How-to Notes







Bisect square on one diagonal





Bisect square on both diagonals

*All seam allowances are 1/4" unless noted otherwise

1		<p>Fabric 1</p> <p>Cut 6 squares 2 7/8" and bisect on one diagonal Cut 3 squares 3 1/4" and bisect on both diagonals</p>
2		<p>Fabric 2</p> <p>Cut 1 square 2 1/2" Cut 4 squares 2 7/8" and bisect on one diagonal Cut 1 square 3 1/4" and bisect on both diagonals</p>
3		<p>Fabric 3</p> <p>Cut 4 squares 2 7/8" and bisect on one diagonal Cut 1 square 3 1/4" and bisect on both diagonals</p>
4		<p>Fabric 4</p> <p>Cut 4 squares 2 7/8" and bisect on one diagonal</p>
5		<p>Fabric 5</p> <p>Cut 1 square 3 1/4" and bisect on both diagonals</p>




Make 8 of each set



Make 4






Make 4



Make 4



Make 4



Cape Cod

Sample Quilt Layouts

