


Brighton Beach



10" finished quilt block

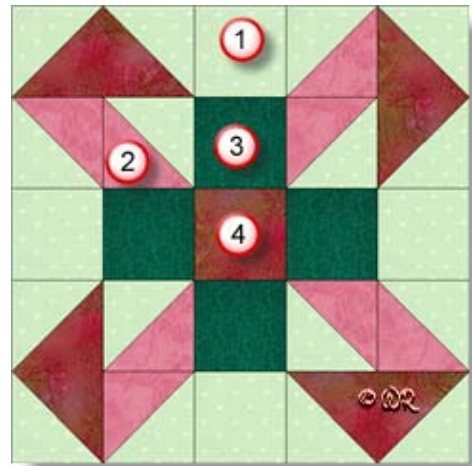
7 ½" finished quilt block

5" finished quilt block

Brighton Beach

10" finished quilt block

Fabric Placement



How-to Notes



Bisect square on one diagonal



Bisect square on both diagonals

*All seam allowances are $\frac{1}{4}$ " unless noted otherwise

1



Background fabric 1

Cut 4 squares $2\frac{1}{2}$ "

Cut 8 squares $2\frac{7}{8}$ " and bisect on one diagonal

2



Fabric 2

Cut 4 squares $2\frac{7}{8}$ " and bisect on one diagonal

3



Fabric 3

Cut 4 squares $2\frac{1}{2}$ "

4



Fabric 4

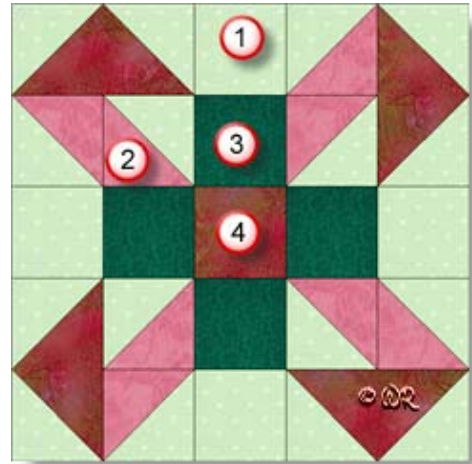
Cut 1 square $2\frac{1}{2}$ "

Cut 1 square $5\frac{1}{4}$ " and bisect on both diagonals

Brighton Beach

7 1/2" finished quilt block

Fabric Placement



How-to Notes



Bisect square on one diagonal



Bisect square on both diagonals

*All seam allowances are 1/4" unless noted otherwise

1



Background fabric 1

Cut 4 squares 2"

Cut 8 squares 2 3/8" and bisect on one diagonal

2



Fabric 2

Cut 4 squares 2 3/8" and bisect on one diagonal

3



Fabric 3

Cut 4 squares 2"

4



Fabric 4

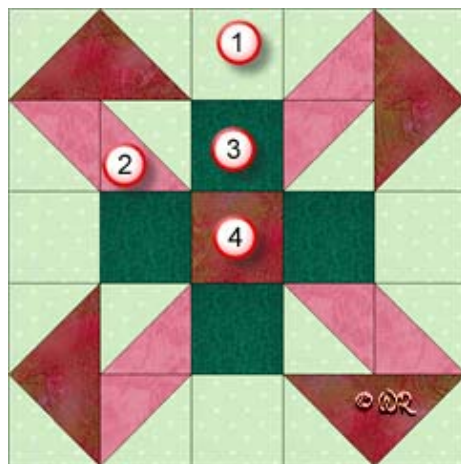
Cut 1 square 2"

Cut 1 square 4 1/4" and bisect on both diagonals

Brighton Beach

5" finished quilt block

Fabric Placement



How-to Notes



Bisect square on one diagonal



Bisect square on both diagonals

*All seam allowances are $\frac{1}{4}$ " unless noted otherwise

1



Background fabric 1

Cut 4 squares $1\frac{1}{2}$ "

Cut 8 squares $1\frac{7}{8}$ " and bisect on one diagonal

2



Fabric 2

Cut 4 squares $1\frac{7}{8}$ " and bisect on one diagonal

3



Fabric 3

Cut 4 squares $1\frac{1}{2}$ "

4



Fabric 4


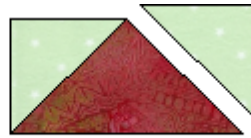
Cut 1 square $1\frac{1}{2}$ "

Cut 1 square $3\frac{3}{4}$ " and bisect on both diagonals

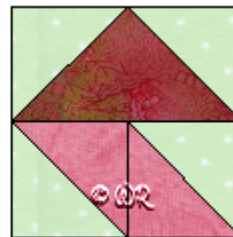
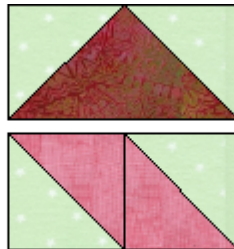

Brighton Beach



Make 8






Make 4



Make 4



Make 4



Brighton Beach

Sample Quilt Layouts

