


# Patchwork Square

Free Quilt Block Pattern

## Boxed Squares



14" finished quilt block

10 ½" finished quilt block

7" finished quilt block

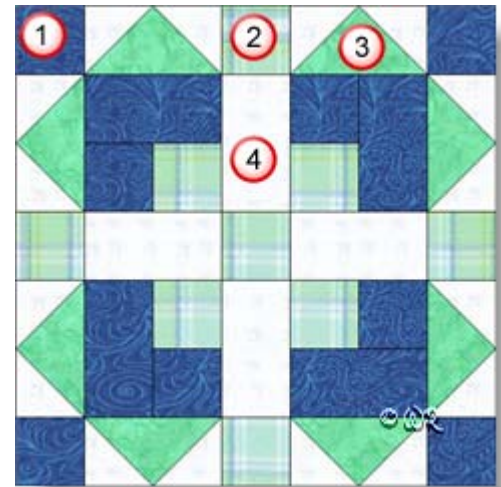
# Patchwork Square

Free Quilt Block Pattern

## Boxed Squares

14" finished quilt block

Fabric Placement



### How-to Notes



Bisect square on one diagonal



Bisect square on both diagonals

\*All seam allowances are  $\frac{1}{4}$ " unless noted otherwise

**1**



#### Fabric 1

Cut 8 squares  $2\frac{1}{2}$ "

Cut 4 rectangles  $2\frac{1}{2}$ " x  $4\frac{1}{2}$ "

**2**



#### Fabric 2

Cut 9 squares  $2\frac{1}{2}$ "


**3**



#### Fabric 3

Cut 2 squares  $5\frac{1}{4}$ " and bisect on both diagonals

**4**



#### Fabric 4

Cut 8 squares  $2\frac{7}{8}$ " and bisect on one diagonal

Cut 4 rectangles  $2\frac{1}{2}$ " x  $4\frac{1}{2}$ "

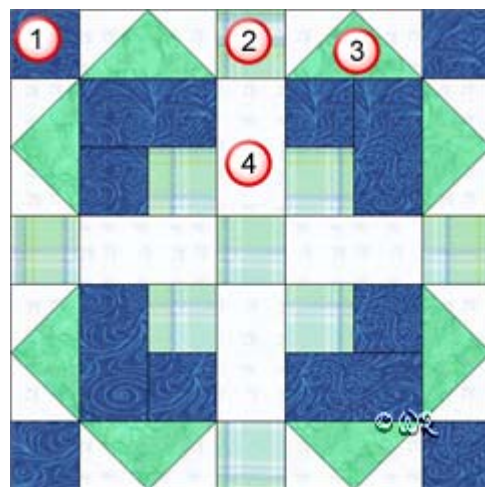
# Patchwork Square

Free Quilt Block Pattern

## Boxed Squares

10 1/2" finished quilt block

Fabric Placement



### How-to Notes



Bisect square on one diagonal



Bisect square on both diagonals

\*All seam allowances are 1/4" unless noted otherwise

**1**



#### Fabric 1

Cut 8 squares 2"

Cut 4 rectangles 2" x 3 1/2"

**2**



#### Fabric 2

Cut 9 squares 2"


**3**



#### Fabric 3

Cut 2 squares 4 1/4" and bisect on both diagonals

**4**



#### Fabric 4

Cut 8 squares 2 3/8" and bisect on one diagonal

Cut 4 rectangles 2" x 3 1/2"

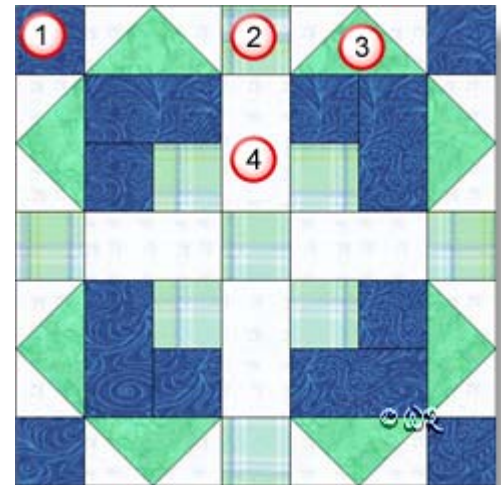
# Patchwork Square

Free Quilt Block Pattern

## Boxed Squares

7" finished quilt block

Fabric Placement



### How-to Notes







Bisect square on one diagonal



Bisect square on both diagonals

\*All seam allowances are 1/4" unless noted otherwise


<b>1</b>		<b>Fabric 1</b> Cut 8 squares 1 1/2" Cut 4 rectangles 1 1/2" x 2 1/2"
<b>2</b>		<b>Fabric 2</b> Cut 9 squares 1 1/2"
<b>3</b>		<b>Fabric 3</b> Cut 2 squares 3 1/4" and bisect on both diagonals
<b>4</b>		<b>Fabric 4</b> Cut 8 squares 1 7/8" and bisect on one diagonal Cut 4 rectangles 1 1/2" x 2 1/2"

# Patchwork Square

Free Quilt Block Pattern

## Boxed Squares

1



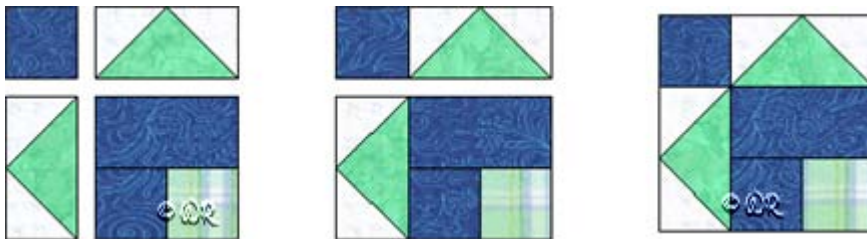
Make 4

2



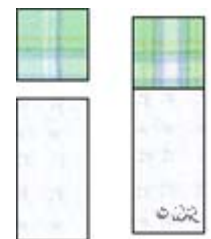
Make 8

3



Make 4

4



Make 4

