


Bluebonnet



10" finished quilt block


7 ½" finished quilt block

5" finished quilt block

Bluebonnet

10" finished quilt block

Fabric Placement



How-to Notes



Bisect square on one diagonal



Bisect square on both diagonals

*All seam allowances are $\frac{1}{4}$ " unless noted otherwise

1



Background fabric 1

Cut 4 squares $2\frac{1}{2}$ "

Cut 4 squares $2\frac{7}{8}$ " and bisect on one diagonal

Cut 4 rectangles $4\frac{1}{2}$ " x $2\frac{1}{2}$ "

2



Fabric 2

Cut 2 squares $2\frac{1}{2}$ "

Cut 2 squares $2\frac{7}{8}$ " and bisect on one diagonal

3



Fabric 3


Cut 3 squares $2\frac{1}{2}$ "

Cut 2 squares $2\frac{7}{8}$ " and bisect on one diagonal

Bluebonnet

7 1/2" finished quilt block

Fabric Placement



How-to Notes



Bisect square on one diagonal



Bisect square on both diagonals

*All seam allowances are 1/4" unless noted otherwise

1



Background fabric 1

Cut 4 squares 2"

Cut 4 squares 2 3/8" and bisect on one diagonal

Cut 4 rectangles 3 1/2" x 2"

2



Fabric 2

Cut 2 squares 2"

Cut 2 squares 2 3/8" and bisect on one diagonal

3



Fabric 3

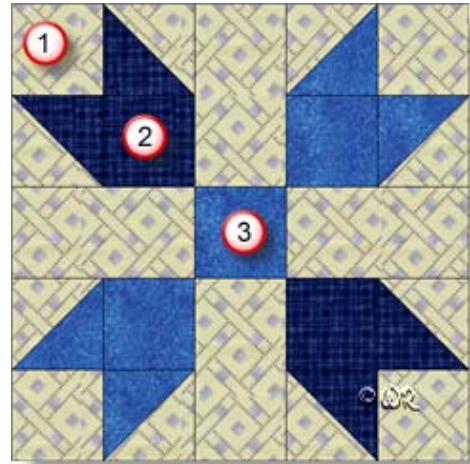
Cut 3 squares 2"

Cut 2 squares 2 3/8" and bisect on one diagonal

Bluebonnet

5" finished quilt block

Fabric Placement



How-to Notes






Bisect square on one diagonal

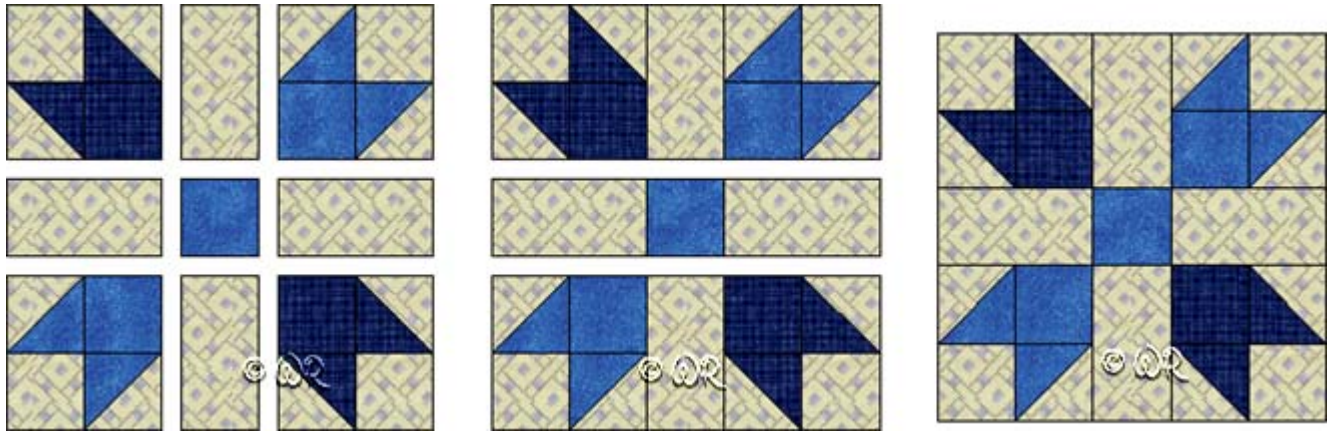
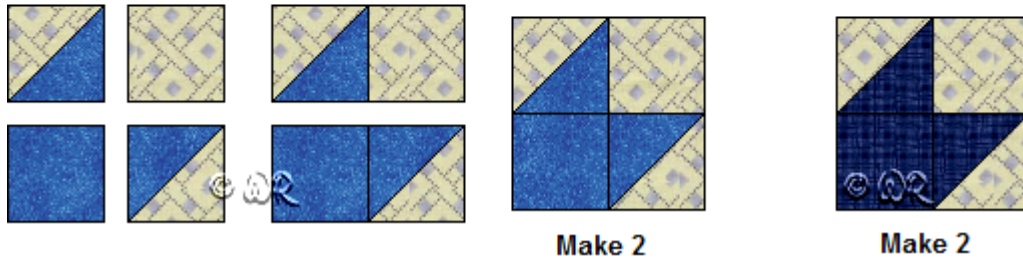


Bisect square on both diagonals

*All seam allowances are $\frac{1}{4}$ " unless noted otherwise

1		<p>Background fabric 1</p> <p>Cut 4 squares $1\frac{1}{2}$"</p> <p>Cut 4 squares $1\frac{7}{8}$" and bisect on one diagonal</p> <p>Cut 4 rectangles $2\frac{1}{2}$" x $1\frac{1}{2}$"</p>
2		<p>Fabric 2</p> <p>Cut 2 squares $1\frac{1}{2}$"</p> <p>Cut 2 squares $1\frac{7}{8}$" and bisect on one diagonal</p>
3		<p>Fabric 3</p> <p>Cut 3 squares $1\frac{1}{2}$"</p> <p>Cut 2 squares $1\frac{7}{8}$" and bisect on one diagonal</p>

Bluebonnet



Bluebonnet

Sample Quilt Layouts

