


Patchwork Square

Free Quilt Block Pattern

Blue Yukon



15" finished quilt block

10" finished quilt block

5" finished quilt block

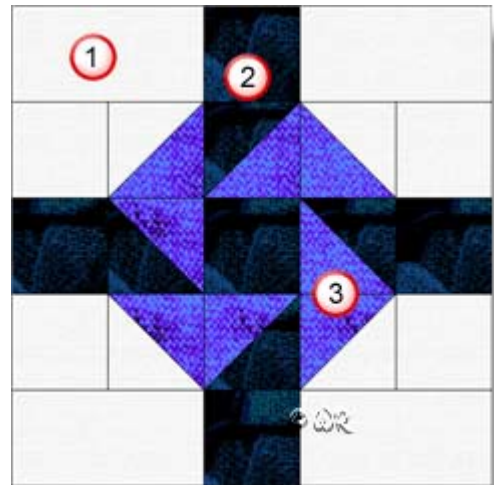
Patchwork Square

Free Quilt Block Pattern

Blue Yukon

15" finished quilt block

Fabric Placement



How-to Notes




Bisect square on one diagonal



Bisect square on both diagonals

*All seam allowances are $\frac{1}{4}$ " unless noted otherwise

1



Background fabric 1

Cut 4 squares $3\frac{1}{2}$ "

Cut 4 rectangles $3\frac{1}{2}$ " x $6\frac{1}{2}$ "

Cut 2 squares $3\frac{7}{8}$ " and bisect on one diagonal

2




Fabric 2

Cut 5 squares $3\frac{1}{2}$ "

Cut 2 squares $3\frac{7}{8}$ " and bisect on one diagonal

3



Fabric 3

Cut 4 squares $3\frac{7}{8}$ " and bisect on one diagonal

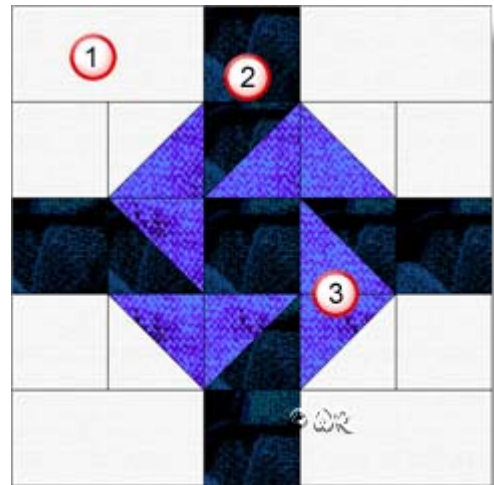
Patchwork Square

Free Quilt Block Pattern

Blue Yukon

10" finished quilt block

Fabric Placement



How-to Notes



Bisect square on one diagonal



Bisect square on both diagonals

*All seam allowances are $\frac{1}{4}$ " unless noted otherwise

1



Background fabric 1

Cut 4 squares $2\frac{1}{2}$ "

Cut 4 rectangles $2\frac{1}{2}$ " x $4\frac{1}{2}$ "

Cut 2 squares $2\frac{7}{8}$ " and bisect on one diagonal

2




Fabric 2

Cut 5 squares $2\frac{1}{2}$ "

Cut 2 squares $2\frac{7}{8}$ " and bisect on one diagonal

3



Fabric 3

Cut 4 squares $2\frac{7}{8}$ " and bisect on one diagonal

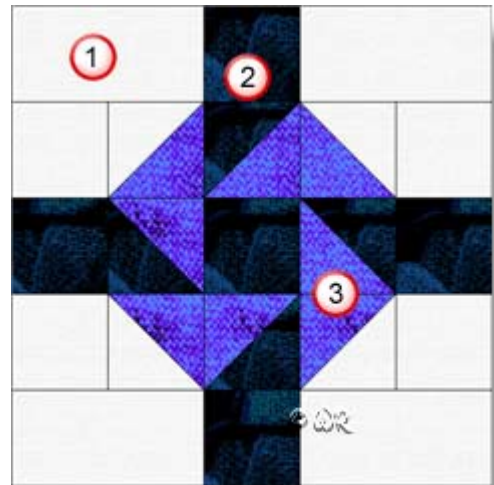
Patchwork Square

Free Quilt Block Pattern

Blue Yukon

5" finished quilt block

Fabric Placement



How-to Notes






Bisect square on one diagonal



Bisect square on both diagonals

*All seam allowances are $\frac{1}{4}$ " unless noted otherwise



<p>1</p> 	<p>Background fabric 1 Cut 4 squares $1\frac{1}{2}$" Cut 4 rectangles $1\frac{1}{2}$" x $2\frac{1}{2}$" Cut 2 squares $1\frac{7}{8}$" and bisect on one diagonal</p>
<p>2</p> 	<p>Fabric 2 Cut 5 squares $1\frac{1}{2}$" Cut 2 squares $1\frac{7}{8}$" and bisect on one diagonal</p>
<p>3</p> 	<p>Fabric 3 Cut 4 squares $1\frac{7}{8}$" and bisect on one diagonal</p>

Patchwork Square

Free Quilt Block Pattern


Blue Yukon

1




Make 4 of each
colour combination

2




Make 4

CONSTRUCTION PROCESS


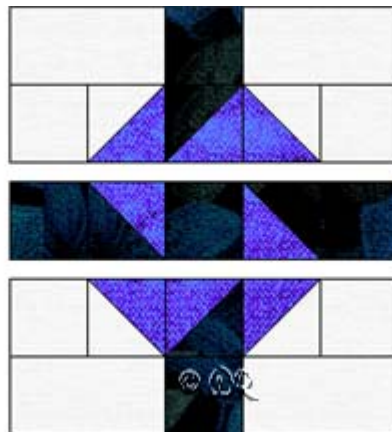
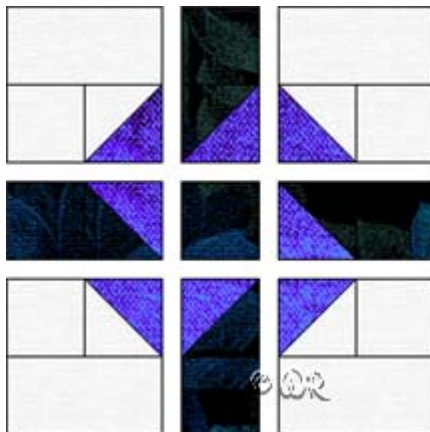


3



Make 2 of each set

**Note different placement of
half square triangle patch*



Patchwork Square

Free Quilt Block Pattern

Blue Yukon

Sample Quilt Layouts

