

# Patchwork Square

Free Quilt Block Pattern

## Blazing Star



16" finished quilt block

12" finished quilt block

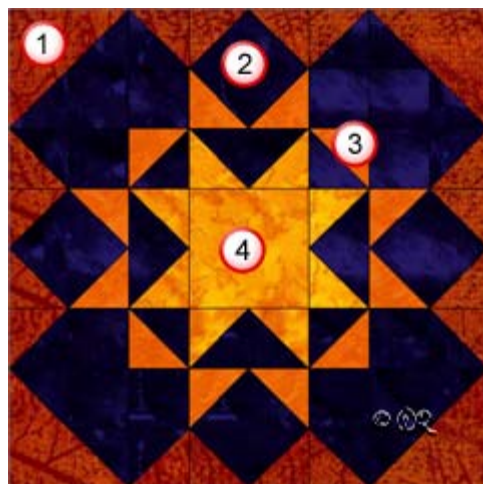
# Patchwork Square

Free Quilt Block Pattern

## Blazing Star

16" finished quilt block

Fabric Placement



### How-to Notes




Bisect square on one diagonal



Bisect square on both diagonals

\*All seam allowances are 1/4" unless noted otherwise


1



#### Fabric 1

Cut 8 squares  $2\frac{7}{8}$ " and bisect on one diagonal  
Cut 2 squares  $4\frac{7}{8}$ " and bisect on one diagonal

2



#### Fabric 2

Cut 8 squares  $2\frac{1}{2}$ "  
Cut 4 squares  $3\frac{3}{8}$ "  
Cut 6 squares  $2\frac{7}{8}$ " and bisect on one diagonal  
Cut 2 squares  $4\frac{7}{8}$ " and bisect on one diagonal  
Cut 1 square  $5\frac{1}{4}$ " and bisect on both diagonals

3



#### Fabric 3

Cut 6 squares  $2\frac{7}{8}$ " and bisect on one diagonal

4



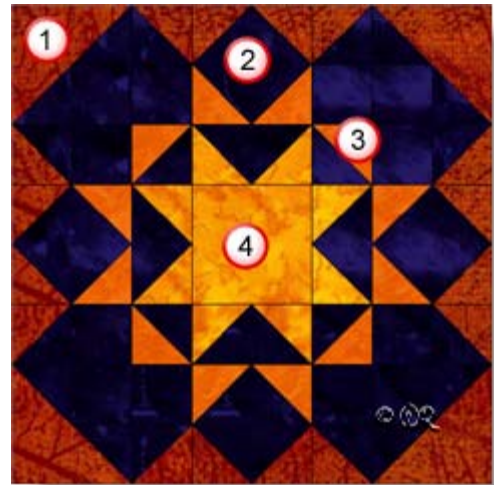
#### Fabric 4

Cut 1 square  $4\frac{1}{2}$ "  
Cut 4 squares  $2\frac{7}{8}$ " and bisect on one diagonal

# Patchwork Square

Free Quilt Block Pattern

Fabric Placement



## Blazing Star

12" finished quilt block

### How-to Notes



Bisect square on one diagonal



Bisect square on both diagonals

\*All seam allowances are 1/4" unless noted otherwise

1



#### Fabric 1

Cut 8 squares 2 3/8" and bisect on one diagonal  
Cut 2 squares 3 7/8" and bisect on one diagonal

2



#### Fabric 2

Cut 8 squares 2"  
Cut 4 squares 2 5/8"  
Cut 6 squares 2 3/8" and bisect on one diagonal  
Cut 2 squares 3 7/8" and bisect on one diagonal  
Cut 1 square 4 1/4" and bisect on both diagonals

3



#### Fabric 3

Cut 6 squares 2 3/8" and bisect on one diagonal

4



#### Fabric 4

Cut 1 square 3 1/2"  
Cut 4 squares 2 3/8" and bisect on one diagonal

# Patchwork Square

Free Quilt Block Pattern

# Blazing Star


1



Make 8







Make 4




Make 4

2



Make 4

3



Make 4

4



Make 4

5



Make 4

