

Best of All

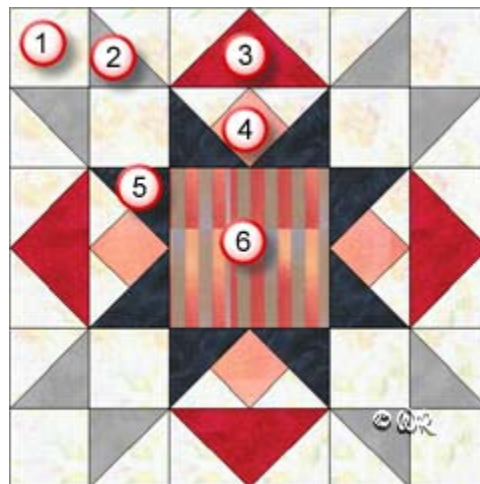


15" finished quilt block

12" finished quilt block

9" finished quilt block

Fabric Placement



Best of All

15" finished quilt block

How-to Notes









Bisect square on one diagonal

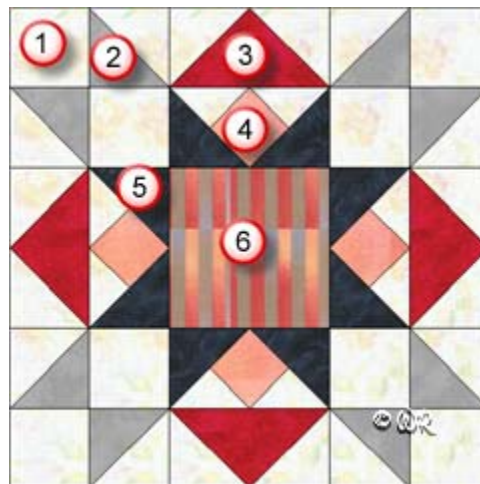


Bisect square on both diagonals

*All seam allowances are 1/4" unless noted otherwise

1		<p>Background fabric 1</p> <p>Cut 8 squares 3"</p> <p>Cut 8 squares 3 3/8" and bisect on one diagonal</p> <p>Cut 2 squares 3 3/4" and bisect on both diagonals</p>
2		<p>Fabric 2</p> <p>Cut 4 squares 3 3/8" and bisect on one diagonal</p>
3		<p>Fabric 3</p> <p>Cut 1 square 6 1/4" and bisect on both diagonals</p>
4		<p>Fabric 4</p> <p>Cut 4 squares 2-5/16"</p>
5		<p>Fabric 5</p> <p>Cut 4 squares 3 3/8" and bisect on one diagonal</p>
6		<p>Fabric 6</p> <p>Cut centre square 5 1/2"</p>

Fabric Placement



Best of All

12" finished quilt block

How-to Notes









Bisect square on one diagonal



Bisect square on both diagonals


*All seam allowances are 1/4" unless noted otherwise

1		<p>Background fabric 1</p> <p>Cut 8 squares 2 1/2"</p> <p>Cut 8 squares 2 7/8" and bisect on one diagonal</p> <p>Cut 2 squares 3 1/4" and bisect on both diagonals</p>
2		<p>Fabric 2</p> <p>Cut 4 squares 2 7/8" and bisect on one diagonal</p>
3		<p>Fabric 3</p> <p>Cut 1 square 5 1/4" and bisect on both diagonals</p>
4		<p>Fabric 4</p> <p>Cut 4 squares 1-15/16"</p>
5		<p>Fabric 5</p> <p>Cut 4 squares 2 7/8" and bisect on one diagonal</p>
6		<p>Fabric 6</p> <p>Cut centre square 4 1/2"</p>

Patchwork Square

Free Quilt Block Pattern

Fabric Placement



Best of All

9" finished quilt block

How-to Notes









Bisect square on one diagonal



Bisect square on both diagonals


*All seam allowances are 1/4" unless noted otherwise

1		Background fabric 1 Cut 8 squares 2" Cut 8 squares 2 3/8" and bisect on one diagonal Cut 2 squares 2 3/4" and bisect on both diagonals
2		Fabric 2 Cut 4 squares 2 3/8" and bisect on one diagonal
3		Fabric 3 Cut 1 square 4 1/4" and bisect on both diagonals
4		Fabric 4 Cut 4 squares 1-9/16"
5		Fabric 5 Cut 4 squares 2 3/8" and bisect on one diagonal
6		Fabric 6 Cut centre square 3 1/2"

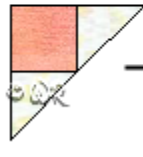
Best of All



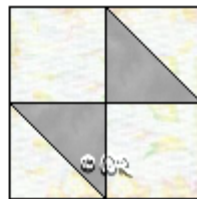
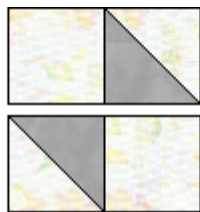

Make 8



Make 4



Make 4



Make 4



Make 4

