
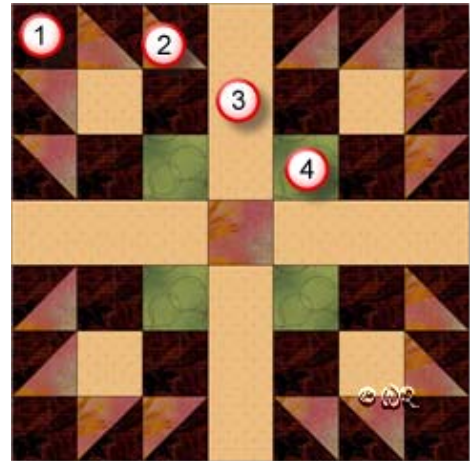


Best Friends



- 14" finished quilt block
- 10 ½" finished quilt block
- 7" finished quilt block

Fabric Placement



Best Friends

14" finished quilt block

How-to Notes







Bisect square on one diagonal



Bisect square on both diagonals

*All seam allowances are 1/4" unless noted otherwise

1		<p>Fabric 1</p> <p>Cut 12 squares 2 1/2"</p> <p>Cut 8 squares 2 7/8" and bisect on one diagonal</p>
2		<p>Fabric 2</p> <p>Cut 1 square 2 1/2"</p> <p>Cut 8 squares 2 7/8" and bisect on one diagonal</p>
3		<p>Fabric 3</p> <p>Cut 4 squares 2 1/2"</p> <p>Cut 4 rectangles 2 1/2" x 6 1/2"</p>
4		<p>Fabric 4</p> <p>Cut 4 squares 2 1/2"</p>

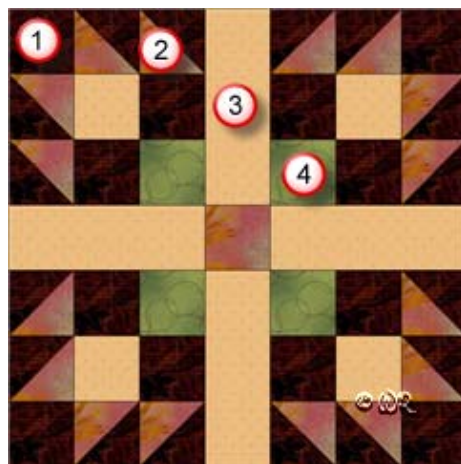
Patchwork Square

Free Quilt Block Pattern

Best Friends

10 1/2" finished quilt block

Fabric Placement



How-to Notes



Bisect square on one diagonal



Bisect square on both diagonals

*All seam allowances are 1/4" unless noted otherwise

1




Fabric 1

Cut 12 squares 2"

Cut 8 squares 2 3/8" and bisect on one diagonal

2



Fabric 2

Cut 1 square 2"

Cut 8 squares 2 3/8" and bisect on one diagonal

3



Fabric 3

Cut 4 squares 2"

Cut 4 rectangles 2" x 5"

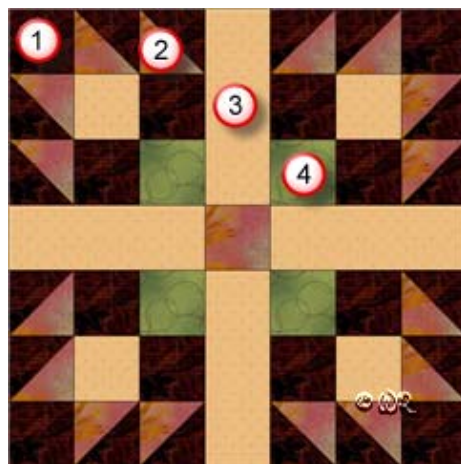
4



Fabric 4

Cut 4 squares 2"

Fabric Placement



Best Friends

7" finished quilt block

How-to Notes



Bisect square on one diagonal



Bisect square on both diagonals

*All seam allowances are 1/4" unless noted otherwise


1



Fabric 1

Cut 12 squares 1 1/2"
Cut 8 squares 1 7/8" and bisect on one diagonal

2



Fabric 2

Cut 1 square 1 1/2"
Cut 8 squares 1 7/8" and bisect on one diagonal

3



Fabric 3

Cut 4 squares 1 1/2"
Cut 4 rectangles 1 1/2" x 3 1/2"

4





Fabric 4

Cut 4 squares 1 1/2"


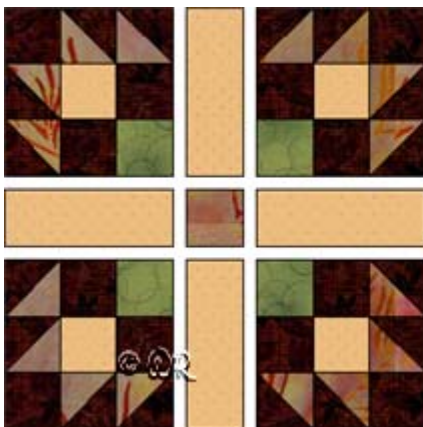
Best Friends



Make 16



Make 4



Best Friends

Sample Quilt Layouts

