

Basket Puzzle




10" finished quilt block

5" finished quilt block

Basket Puzzle

10" finished quilt block

Fabric Placement



How-to Notes



Bisect square on one diagonal



Bisect square on both diagonals

1



Background fabric 1

Cut 4 squares 2 1/2"

Cut 4 squares 2 7/8" and bisect on one diagonal

2



Fabric 2

Cut 4 squares 2 7/8" and bisect on one diagonal

Cut 2 squares 3 7/8" and bisect on one diagonal

Cut 2 squares 2 1/2"

3



Fabric 3


Cut 2 squares 2 1/2"

Cut 2 squares 3 7/8" and bisect on one diagonal

Basket Puzzle

5" finished quilt block

Fabric Placement



How-to Notes



Bisect square on one diagonal



Bisect square on both diagonals

1



Background fabric 1

Cut 4 squares $1\frac{1}{2}$ "

Cut 4 squares $1\frac{7}{8}$ " and bisect on one diagonal

2



Fabric 2

Cut 4 squares $1\frac{7}{8}$ " and bisect on one diagonal

Cut 2 squares $2\frac{3}{8}$ " and bisect on one diagonal

Cut 2 squares $1\frac{1}{2}$ "

3






Fabric 3

Cut 2 squares $1\frac{1}{2}$ "

Cut 2 squares $2\frac{3}{8}$ " and bisect on one diagonal

Basket Puzzle



Basket Puzzle

Sample Quilt Layouts

