


## Balkan Puzzle



12" finished quilt block  
8" finished quilt block  
6" finished quilt block

Fabric Placement



## Balkan Puzzle

12" finished quilt block

### How-to Notes







Bisect square on one diagonal




Bisect square on both diagonals

\*All seam allowances are 1/4" unless noted otherwise

<b>1</b>		<p><b>Background fabric 1</b></p> <p>Cut 6 squares 3 7/8" and bisect on one diagonal</p>
<b>2</b>		<p><b>Fabric 2</b></p> <p>Cut 2 squares 3 7/8" and bisect on one diagonal</p>
<b>3</b>		<p><b>Fabric 3</b></p> <p>Cut 4 squares 3 7/8" and bisect on one diagonal</p>
<b>4</b>		<p><b>Fabric 4</b></p> <p>Cut 4 squares 3 7/8" and bisect on one diagonal</p>

Fabric Placement



## Balkan Puzzle

8" finished quilt block

### How-to Notes




Bisect square on one diagonal



Bisect square on both diagonals

\*All seam allowances are 1/4" unless noted otherwise

1



**Background fabric 1**

Cut 6 squares 2 7/8" and bisect on one diagonal


2



**Fabric 2**

Cut 2 squares 2 7/8" and bisect on one diagonal

3



**Fabric 3**

Cut 4 squares 2 7/8" and bisect on one diagonal

4



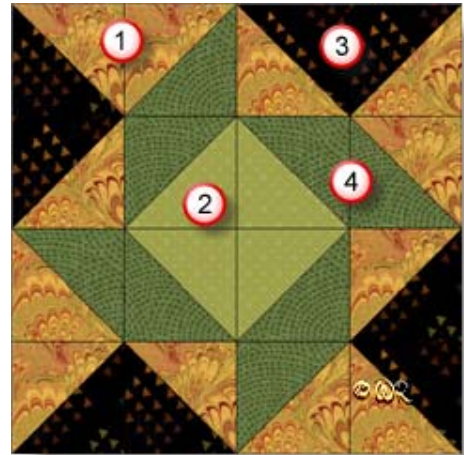
**Fabric 4**

Cut 4 squares 2 7/8" and bisect on one diagonal

## Balkan Puzzle

6" finished quilt block

Fabric Placement



### How-to Notes



Bisect square on one diagonal



Bisect square on both diagonals

\*All seam allowances are 1/4" unless noted otherwise

1



**Background fabric 1**

Cut 6 squares 2 3/8" and bisect on one diagonal

2



**Fabric 2**

Cut 2 squares 2 3/8" and bisect on one diagonal


3



**Fabric 3**

Cut 4 squares 2 3/8" and bisect on one diagonal

4




**Fabric 4**

Cut 4 squares 2 3/8" and bisect on one diagonal


## Balkan Puzzle






Make 8




Make 4



Make 4



Make 4





# Balkan Puzzle

## Sample Quilt Layouts

