


Art Square



12" finished quilt block

8" finished quilt block

6" finished quilt block


Patchwork Square

Free Quilt Block Pattern

Art Square

12" finished quilt block

Fabric Placement



How-to Notes



Bisect square on one diagonal



Bisect square on both diagonals

*All seam allowances are 1/4" unless noted otherwise

1



Background fabric 1

Cut 4 squares 3 1/2"

Cut 1 square 6 1/2"

2



Fabric 2

Cut 4 squares 3 7/8" and bisect on one diagonal

3



Fabric 3

Cut 1 square 7 1/4" and bisect on both diagonals


Patchwork Square

Free Quilt Block Pattern

Art Square

8" finished quilt block

Fabric Placement



How-to Notes



Bisect square on one diagonal



Bisect square on both diagonals

*All seam allowances are 1/4" unless noted otherwise

1



Background fabric 1

Cut 4 squares 2 1/2"

Cut 1 square 4 1/2"

2



Fabric 2

Cut 4 squares 2 7/8" and bisect on one diagonal

3



Fabric 3

Cut 1 square 5 1/4" and bisect on both diagonals


Patchwork Square

Free Quilt Block Pattern

Art Square

6" finished quilt block

Fabric Placement



How-to Notes



Bisect square on one diagonal



Bisect square on both diagonals

*All seam allowances are 1/4" unless noted otherwise

1



Background fabric 1

Cut 4 squares 2"

Cut 1 square 3 1/2"

2



Fabric 2

Cut 4 squares 2 3/8" and bisect on one diagonal



3



Fabric 3

Cut 1 square 4 1/4" and bisect on both diagonals

Art Square



Make 4

