

Arizona



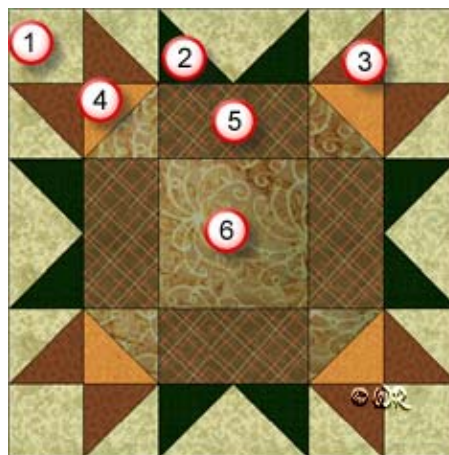
12" finished quilt block

9" finished quilt block

Arizona

12" finished quilt block

Fabric Placement



How-to Notes









Bisect square on one diagonal



Bisect square on both diagonals

*All seam allowances are 1/4" unless noted otherwise

1		Background fabric 1 Cut 4 squares 2 1/2" Cut 4 squares 2 7/8" and bisect on one diagonal Cut 1 square 5 1/4" and bisect on both diagonals
2		Fabric 2 Cut 4 squares 2 7/8" and bisect on one diagonal
3		Fabric 3 Cut 4 squares 2 7/8" and bisect on one diagonal
4		Fabric 4 Cut 2 squares 2 7/8" and bisect on one diagonal
5		Fabric 5 Cut 4 rectangles 4 1/2" x 2 1/2"
6		Fabric 6 Cut 2 squares 2 7/8" and bisect on one diagonal Cut 1 square 4 1/2" for centre

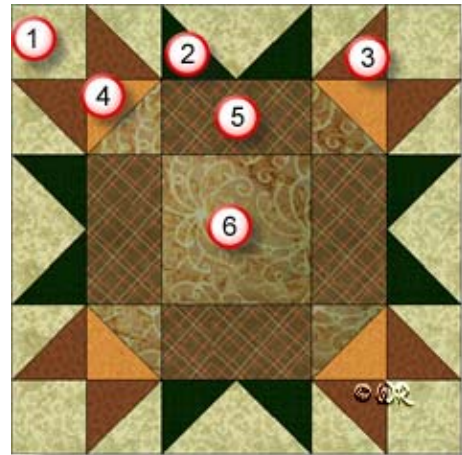
Patchwork Square

Free Quilt Block Pattern

Arizona

9" finished quilt block

Fabric Placement



How-to Notes









Bisect square on one diagonal



Bisect square on both diagonals

*All seam allowances are 1/4" unless noted otherwise

1		<p>Background fabric 1</p> <p>Cut 4 squares 2" Cut 4 squares 2 3/8" and bisect on one diagonal Cut 1 square 4 1/4" and bisect on both diagonals</p>
2		<p>Fabric 2</p> <p>Cut 4 squares 2 3/8" and bisect on one diagonal</p>
3		<p>Fabric 3</p> <p>Cut 4 squares 2 3/8" and bisect on one diagonal</p>
4		<p>Fabric 4</p> <p>Cut 2 squares 2 3/8" and bisect on one diagonal</p>
5		<p>Fabric 5</p> <p>Cut 4 rectangles 3 1/2" x 2"</p>
6		<p>Fabric 6</p> <p>Cut 2 squares 2 3/8" and bisect on one diagonal Cut 1 square 3 1/2" for centre</p>

Arizona

