

Alaska Homestead




15" finished quilt block

10" finished quilt block

5" finished quilt block

Alaska Homestead

15" finished quilt block



How-to Notes



Bisect square on one diagonal



Bisect square on both diagonals

*All seam allowances are $\frac{1}{4}$ " and included in cutting measurements unless noted otherwise

1



Fabric 1

Cut 2 squares $6\frac{7}{8}$ " and bisect on one diagonal
Cut 5 squares $3\frac{1}{2}$ "

2



Fabric 2

Cut 2 squares $6\frac{7}{8}$ " and bisect on one diagonal

3




Fabric 3

Cut 4 squares $3\frac{1}{2}$ "

Alaska Homestead

10" finished quilt block



How-to Notes



Bisect square on one diagonal



Bisect square on both diagonals

*All seam allowances are $\frac{1}{4}$ " and included in cutting measurements unless noted otherwise

1



Fabric 1

Cut 2 squares $4 \frac{7}{8}$ " and bisect on one diagonal
Cut 5 squares $2 \frac{1}{2}$ "

2



Fabric 2

Cut 2 squares $4 \frac{7}{8}$ " and bisect on one diagonal

3




Fabric 3

Cut 4 squares $2 \frac{1}{2}$ "

Alaska Homestead

5" finished quilt block



How-to Notes



Bisect square on one diagonal



Bisect square on both diagonals

*All seam allowances are $\frac{1}{4}$ " and included in cutting measurements unless noted otherwise

1



Fabric 1

Cut 2 squares $2\frac{7}{8}$ " and bisect on one diagonal
Cut 5 squares $1\frac{1}{2}$ "

2



Fabric 2

Cut 2 squares $2\frac{7}{8}$ " and bisect on one diagonal


3



Fabric 3

Cut 4 squares $1\frac{1}{2}$ "

Alaska Homestead



Make 4



Make 4

