


## Thistle Bloom



**16" finished quilt block**

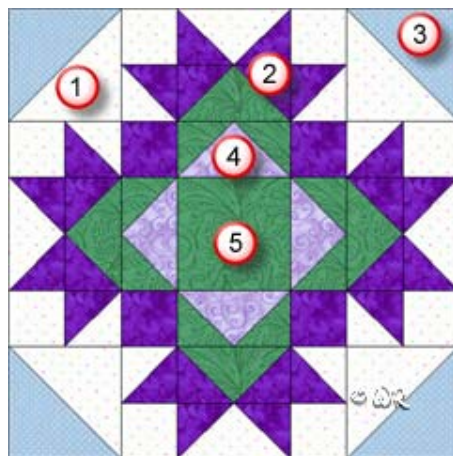
**12" finished quilt block**

**8" finished quilt block**

## Thistle Bloom

16" finished quilt block

Fabric Placement



### How-to Notes



Bisect square on one diagonal



Bisect square on both diagonals

\*All seam allowances are 1/4" unless noted otherwise

1



#### Background fabric

Cut 8 squares 2 1/2"  
Cut 4 squares 2 7/8" and bisect on one diagonal  
Cut 2 squares 4 7/8" and bisect on one diagonal  
Cut 1 square 5 1/4" and bisect on both diagonals

2



#### Fabric 2

Cut 4 squares 2 1/2"  
Cut 12 squares 2 7/8" and bisect on one diagonal

3



#### Fabric 3

Cut 2 squares 4 7/8" and bisect on one diagonal

4



#### Fabric 4

Cut 1 square 5 1/4" and bisect on both diagonals

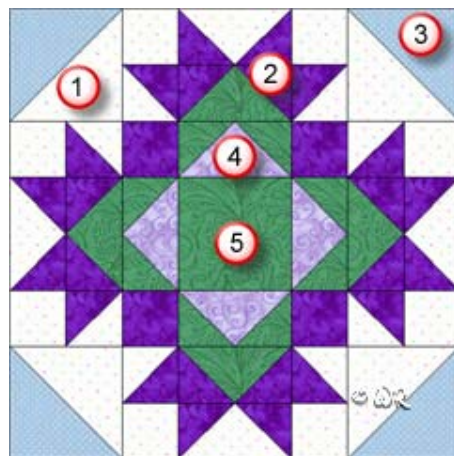
5



#### Fabric 5

Cut 4 squares 2 7/8" and bisect on one diagonal  
Cut 1 square 5 1/4" and bisect on both diagonals  
Cut centre square 4 1/2"

Fabric Placement



## Thistle Bloom

12" finished quilt block

### How-to Notes



Bisect square on one diagonal



Bisect square on both diagonals

\*All seam allowances are 1/4" unless noted otherwise

1



#### Background fabric

Cut 8 squares 2"  
Cut 4 squares 2 3/8" and bisect on one diagonal  
Cut 2 squares 3 7/8" and bisect on one diagonal  
Cut 1 square 4 1/4" and bisect on both diagonals

2



#### Fabric 2

Cut 4 squares 2"  
Cut 12 squares 2 3/8" and bisect on one diagonal

3



#### Fabric 3

Cut 2 squares 3 7/8" and bisect on one diagonal

4



#### Fabric 4

Cut 1 square 4 1/4" and bisect on both diagonals

5



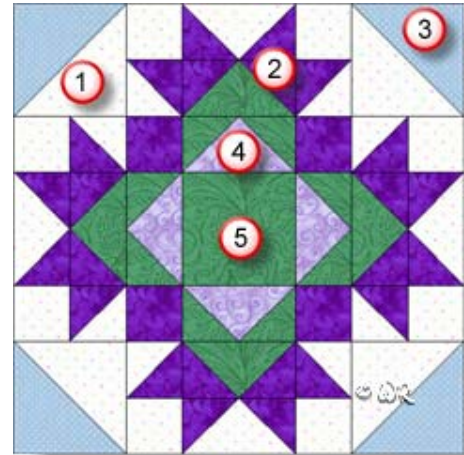
#### Fabric 5

Cut 4 squares 2 3/8" and bisect on one diagonal  
Cut 1 square 4 1/4" and bisect on both diagonals  
Cut centre square 3 1/2"

## Thistle Bloom

8" finished quilt block

Fabric Placement



### How-to Notes








Bisect square on one diagonal



Bisect square on both diagonals

\*All seam allowances are 1/4" unless noted otherwise

<b>1</b>		<p><b>Background fabric</b></p> <p>Cut 8 squares 1 1/2"</p> <p>Cut 4 squares 1 7/8" and bisect on one diagonal</p> <p>Cut 2 squares 2 7/8" and bisect on one diagonal</p> <p>Cut 1 square 3 1/4" and bisect on both diagonals</p>
<b>2</b>		<p><b>Fabric 2</b></p> <p>Cut 4 squares 1 1/2"</p> <p>Cut 12 squares 1 7/8" and bisect on one diagonal</p>
<b>3</b>		<p><b>Fabric 3</b></p> <p>Cut 2 squares 2 7/8" and bisect on one diagonal</p>
<b>4</b>		<p><b>Fabric 4</b></p> <p>Cut 1 square 3 1/4" and bisect on both diagonals</p>
<b>5</b>		<p><b>Fabric 5</b></p> <p>Cut 4 squares 1 7/8" and bisect on one diagonal</p> <p>Cut 1 square 3 1/4" and bisect on both diagonals</p> <p>Cut centre square 2 1/2"</p>



