


Swamp Angel



12" finished quilt block

9" finished quilt block

6" finished quilt block

Swamp Angel

Sample Quilt Layouts



Swamp Angel

12" finished quilt block

Fabric Placement








How-to Notes



Bisect square on one diagonal




Bisect square on both diagonals

1		Background fabric Cut 2 squares each 4 7/8" and bisect on one diagonal
2		Accent fabric Cut 2 squares each 4 7/8" and bisect on one diagonal Cut 1 square 5 1/4" and bisect on both diagonals
3		"Star" fabric Cut 2 squares each 5 1/4" and bisect on both diagonals
4		Dark fabric Cut 1 square 5 1/4" and bisect on both diagonals
5		Centre square Cut 1 square 4 1/2"

Swamp Angel

9" finished quilt block

Fabric Placement



How-to Notes



Bisect square on one diagonal



Bisect square on both diagonals

1



Background fabric

Cut 2 squares each $3\frac{7}{8}$ " and bisect on one diagonal

2



Accent fabric

Cut 2 squares each $3\frac{7}{8}$ " and bisect on one diagonal
Cut 1 square $4\frac{1}{4}$ " and bisect on both diagonals

3



"Star" fabric

Cut 2 squares each $4\frac{1}{4}$ " and bisect on both diagonals

4



Dark fabric

Cut 1 square $4\frac{1}{4}$ " and bisect on both diagonals

5



Centre square

Cut 1 square $3\frac{1}{2}$ "

Swamp Angel

6" finished quilt block

Fabric Placement



How-to Notes



Bisect square on one diagonal



Bisect square on both diagonals

1



Background fabric

Cut 2 squares each $2\frac{7}{8}$ " and bisect on one diagonal

2



Accent fabric

Cut 2 squares each $2\frac{7}{8}$ " and bisect on one diagonal
Cut 1 square $3\frac{1}{4}$ " and bisect on both diagonals

3



"Star" fabric

Cut 2 squares each $3\frac{1}{4}$ " and bisect on both diagonals

4



Dark fabric

Cut 1 square $3\frac{1}{4}$ " and bisect on both diagonals

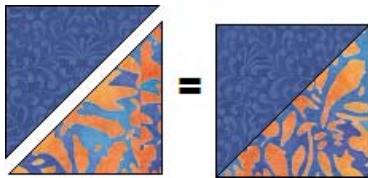
5



Centre square

Cut 1 square $2\frac{1}{2}$ "

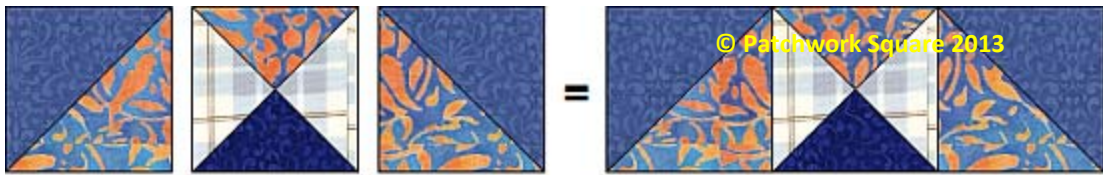
Swamp Angel



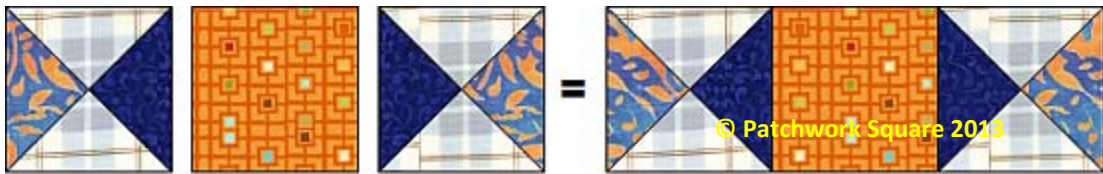
Make 4



Make 4



Make 2



Make 1

