


Danny Boy




12" finished quilt block
9" finished quilt block
6" finished quilt block

Patchwork Square

Free Quilt Block Pattern

Fabric Placement



Danny Boy

12" finished quilt block

How-to Notes



Bisect square on one diagonal



Bisect square on both diagonals


*All seam allowances are 1/4" unless noted otherwise

<p>1</p> 	<p>Fabric 1 Cut 2 squares 4 1/2" Cut 6 squares 2 7/8" and bisect on one diagonal</p>
<p>2</p> 	<p>Fabric 2 Cut 8 squares 2 7/8" and bisect on one diagonal</p>
<p>3</p> 	<p>Fabric 3 Cut 4 squares 2 7/8" and bisect on one diagonal</p>
<p>4</p> 	<p>Fabric 4 Cut 2 squares 4 1/2"</p>
<p>5</p> 	<p>Fabric 5 Cut 1 square 3 3/8"</p>

Patchwork Square

Free Quilt Block Pattern

Fabric Placement



Danny Boy

9" finished quilt block

How-to Notes



Bisect square on one diagonal



Bisect square on both diagonals


*All seam allowances are 1/4" unless noted otherwise

1		Fabric 1 Cut 2 squares 3 1/2" Cut 6 squares 2 3/8" and bisect on one diagonal
2		Fabric 2 Cut 8 squares 2 3/8" and bisect on one diagonal
3		Fabric 3 Cut 4 squares 2 3/8" and bisect on one diagonal
4		Fabric 4 Cut 2 squares 3 1/2"
5		Fabric 5 Cut 1 square 2 3/8"

Patchwork Square

Free Quilt Block Pattern

Fabric Placement



Danny Boy

6" finished quilt block

How-to Notes



Bisect square on one diagonal



Bisect square on both diagonals

*All seam allowances are 1/4" unless noted otherwise

1		<p>Fabric 1</p> <p>Cut 2 squares 2 1/2"</p> <p>Cut 6 squares 1 7/8" and bisect on one diagonal</p>
2		<p>Fabric 2</p> <p>Cut 8 squares 1 7/8" and bisect on one diagonal</p>
3		<p>Fabric 3</p> <p>Cut 4 squares 1 7/8" and bisect on one diagonal</p>
4		<p>Fabric 4</p> <p>Cut 2 squares 2 1/2"</p>
5		<p>Fabric 5</p> <p>Cut 1 square 1-15/16"</p>

Danny Boy

